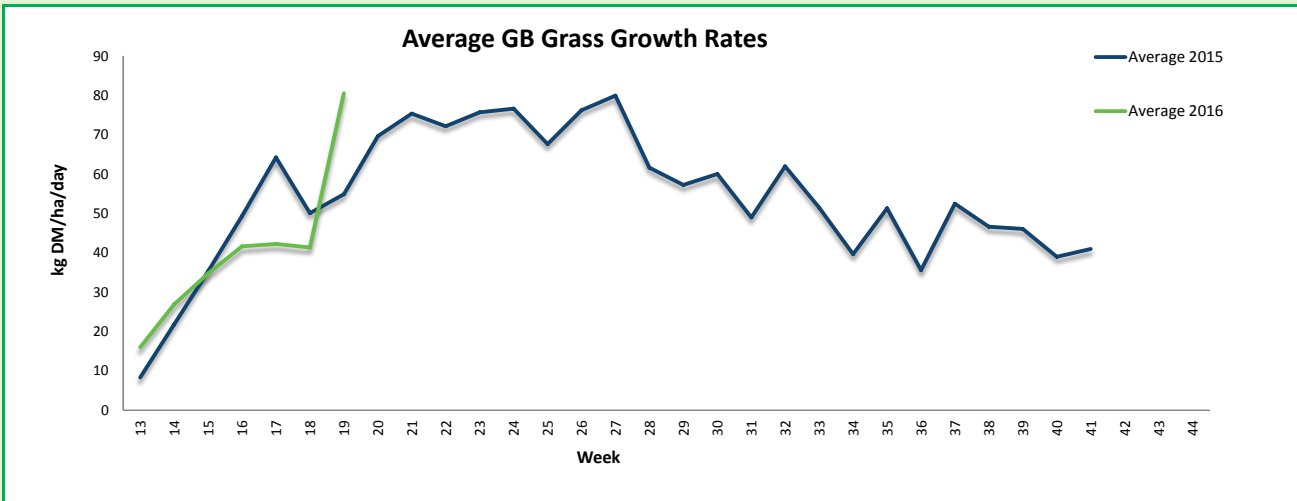


13/05/2016

GrassWatch Report 2016

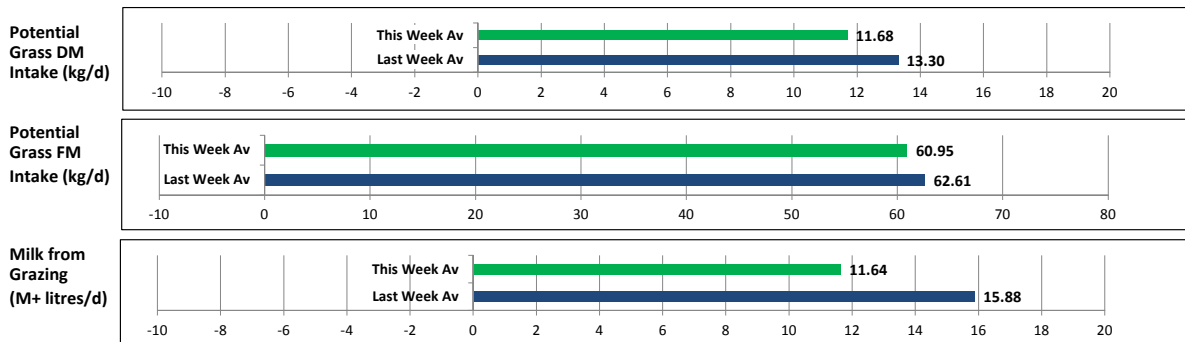


Grass Quality



	Last Week Average	Minimum	This Week Average	Maximum
Dry Matter (%)	21.27	15.00	19.34	24.10
Est ME (MJ/kg DM)	12.01	11.83	11.83	12.60
Crude Protein (%)	21.09	13.80	21.06	28.60
NDF (%)	37.73	30.60	40.20	50.50
Oil A (%)	4.47	3.90	4.60	5.20
Free Nitrates (mg/kg)	126.92	100.00	121.43	500.00

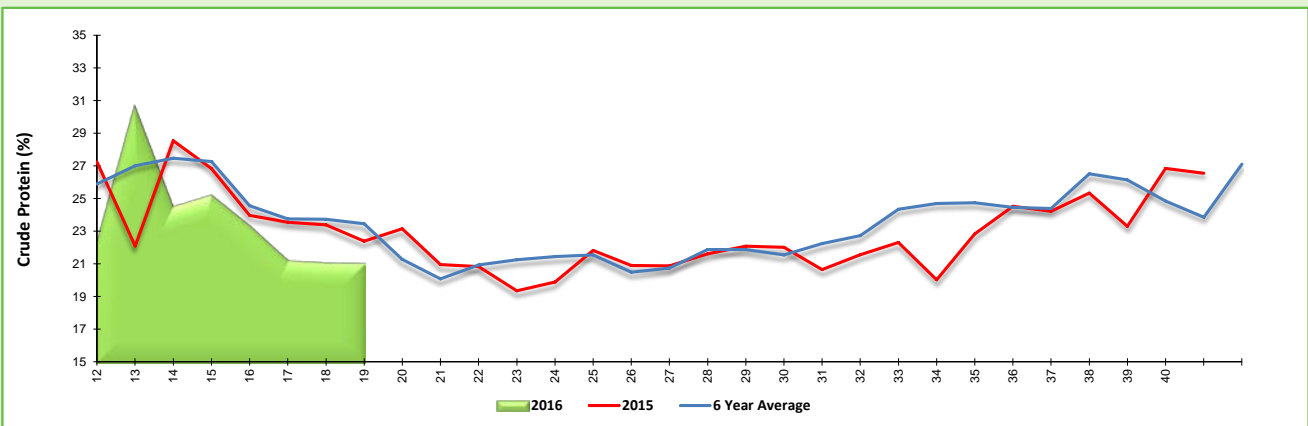
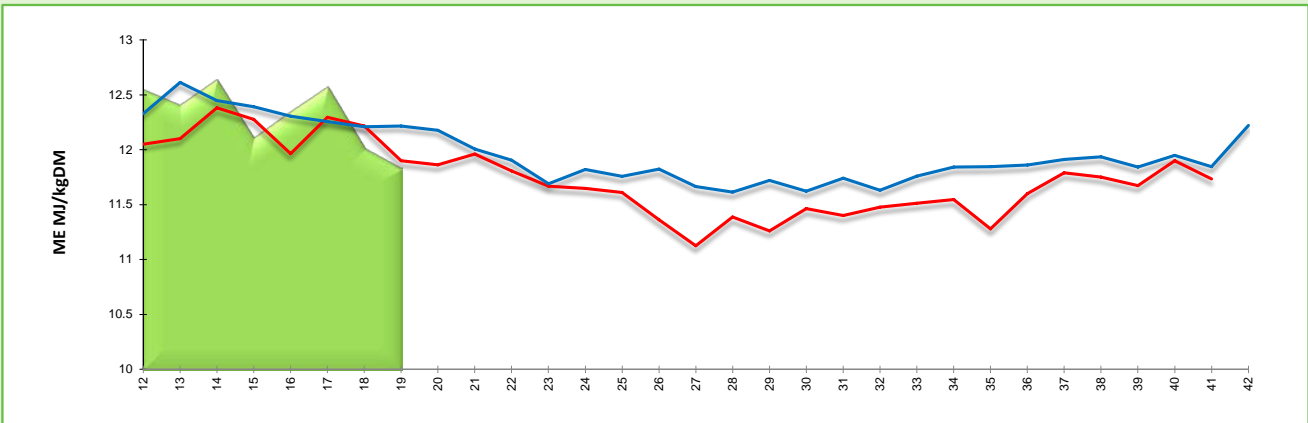
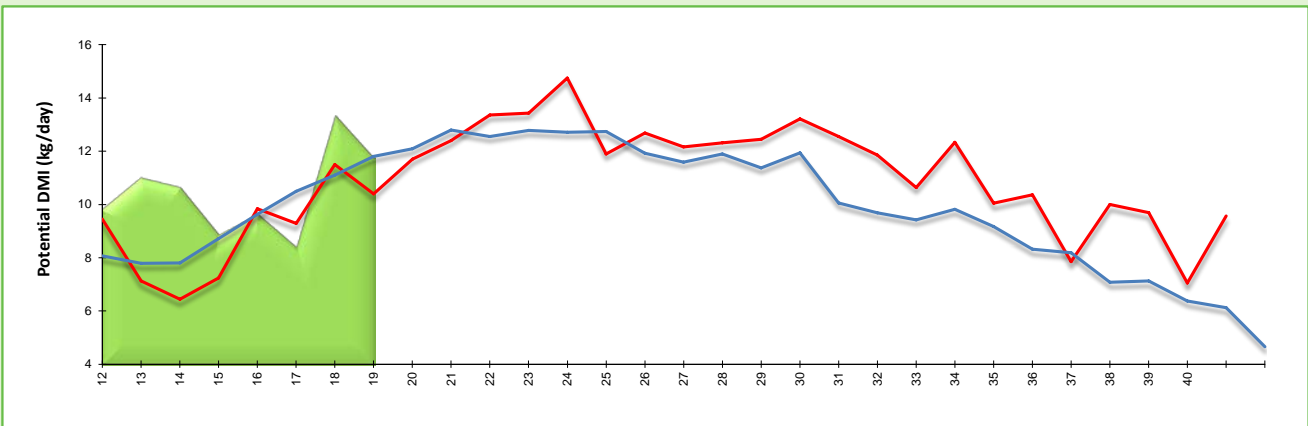
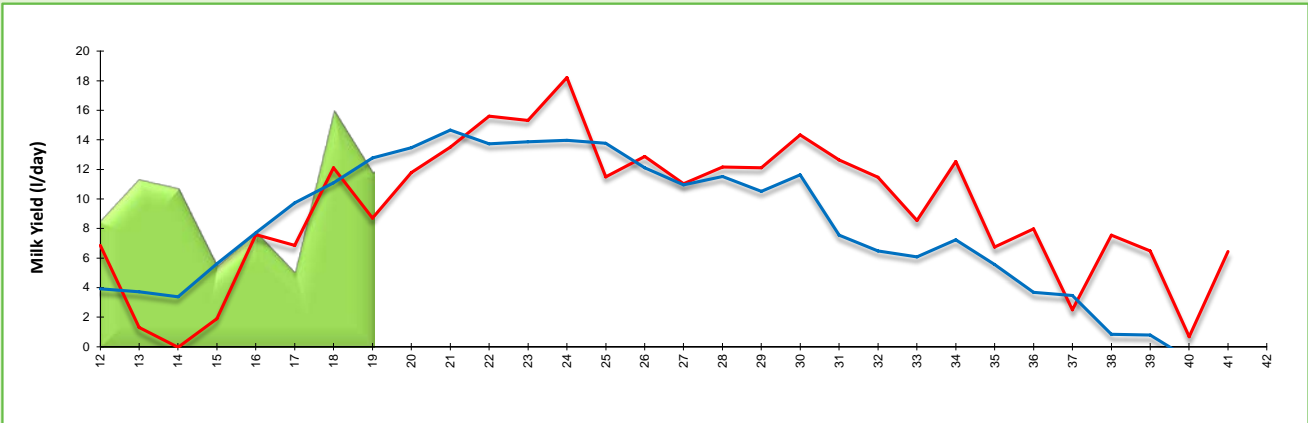
Milk Yield From Grazing



Energy Contribution from Grazing (MJ/ day)	138
Additional Energy required for M+25 (MJ/ day)	62
Additional Energy required for M+30 (MJ/ day)	87

Compound Required, kg/ day		
	High Energy	Low Energy
M+25	5	5
M+30	7	8

Weekly Grazing Information



Performance Alerts

Excess Nitrogen

Milk Loss (l/h/d)	1.09
or	
Liveweight Loss (kg/h/d)	0.20

Where excess rumen nitrogen uses energy for deamination rather than milk production or growth.

Butter Fat Alert

NDF (kg/day)	4.68
Oil - Unsaturated (kg/day)	0.45
Acid Load	40.10
Fibre Index	174.00

Risk of Low Butter Fat
LOW
MODERATE
HIGH



Temperature Humidity Index

Peak Temp °C	Humidity	Stress Index
26	30	71

Temp °C	Relative Humidity															
	15	20	25	30	35	40	45	50	55	60	65	70	75	80	85	90
19.0	61	61	62	62	63	64	65	65	66	66	67	67	68	68	69	69
19.5	61	62	62	63	64	65	65	66	66	67	67	68	68	69	69	70
20.0	62	62	63	64	65	66	66	66	67	67	68	68	69	69	70	70
20.5	62	63	64	65	66	66	66	67	67	68	68	69	69	70	70	71
21.0	63	64	65	66	66	66	67	67	68	68	69	69	70	70	71	71
21.5	64	65	66	66	67	67	67	68	68	69	69	69	70	70	71	71
22.0	65	66	66	67	67	67	68	68	69	69	69	70	70	70	71	71
22.5	66	66	67	67	68	68	68	69	69	69	70	70	71	71	72	72
23.0	66	66	67	67	68	68	68	69	69	70	70	71	71	72	73	73
23.5	67	67	67	68	68	69	69	70	70	70	71	71	72	72	73	73
24.0	67	68	68	68	69	69	70	70	71	71	72	72	73	73	74	74
24.5	68	68	69	69	70	70	71	71	72	72	73	73	74	74	75	75
25.0	68	69	69	70	70	71	71	72	72	73	73	74	74	75	75	76
25.5	69	69	70	70	71	71	72	73	73	74	74	75	75	76	76	77
26.0	69	70	70	71	71	72	73	73	74	74	75	76	76	77	77	78
26.5	70	70	71	72	72	73	73	74	75	75	76	76	77	78	78	79
27.0	70	71	72	72	73	73	74	75	76	76	77	77	78	78	79	80
27.5	71	71	72	72	73	73	74	75	76	76	77	77	78	79	80	81
28.0	71	71	72	73	73	74	75	75	76	77	77	78	79	79	80	81
28.5	71	72	73	73	74	75	75	76	77	78	78	79	80	80	81	82
29.0	72	73	74	75	75	76	77	78	78	79	79	81	81	82	83	84
29.5	72	73	74	75	75	76	77	78	78	79	80	81	81	82	83	84
30.0	73	74	74	75	76	77	78	78	79	80	81	81	81	82	83	84
30.5	73	74	75	76	77	77	78	79	80	81	81	82	83	84	85	85
31.0	74	75	76	76	77	78	79	80	81	81	82	83	84	85	86	86

MILD

Important Note: Please check local temperatures for accurate interpretation

Growing Cattle

Growing Cattle Concentrate Guide

This week average grass ME (MJ/kg): 11.8

Liveweight (kg):	100	200	300	400
Potential DMI (kg):	2.0	4.0	6.0	8.0

Potential growth from grazing where no restrictions are applied (kg/day):	0.2	0.6	0.8	1.0
---	-----	-----	-----	-----

Estimated extra concentrate required* (kg/day) for:	0.8 kg DLWG	1.0	0.2	0.0	0.0
	1.0 kg DLWG	1.3	0.9	0.2	0.0
	1.2 kg DLWG	1.7	1.4	1.2	0.6

*not accounting for substitution rate

Growing Cattle Stocking Rate Guide

Stocking rate (animals/ha) guide; based on varying growth rate requirements and pasture entry level, grazed on a 3 day rotation

100kg Liveweight						200kg Liveweight					
Required Gain kg/h/d	Entry Cover kg DM/ha					Required Gain kg/h/d	Entry Cover kg DM/ha				
	1800	2000	2200	2400	2600		1800	2000	2200	2400	2600
0.8	34	51	68	85	103	0.8	26	39	52	65	78
1.0	29	44	58	73	87	1.0	22	34	45	56	67
1.2	25	37	49	62	74	1.2	19	29	39	48	58
300kg Liveweight						400kg Liveweight					
Required Gain kg/h/d	Entry Cover kg DM/ha					Required Gain kg/h/d	Entry Cover kg DM/ha				
	1800	2000	2200	2400	2600		1800	2000	2200	2400	2600
0.8	21	32	42	53	63	0.8	18	26	35	44	53
1.0	18	27	36	46	55	1.0	15	23	31	38	46
1.2	16	24	32	39	47	1.2	13	20	27	33	40

Useful Information for Milk Yield from Grazing App

Acres (ac) to hectare (ha) 2.47 acres = 1 hectare

Target entry cover 2800 - 3000kg DM/ ha

Target exit cover 1500kg DM/ ha

Grazing hours Daylight hours (see table) - hours away from grazing (default standard is 4 hours for dairy)

The Milk Yield From Grazing App is available to download from the Google Play Store, soon to be available from the Apple App Store.

Month	Sunrise	Sunset	Daylight hours
Jan	07:40	16:00	9
Feb	07:21	16:20	9
Mar	06:21	18:20	12
Apr	06:14	20:11	14
May	05:17	21:00	16
Jun	04:42	21:42	17
Jul	05:01	21:33	16
Aug	05:44	20:48	15
Sep	06:45	19:27	13
Oct	07:02	18:20	11
Nov	06:55	16:20	10
Dec	07:44	15:55	8